

PERFORMANCE UPDATE 1H 2025

PT Phapros Tbk

Document of **Corporate Secretary**
PT Phapros Tbk



01



Company Overview




IDR 458,2 Billion

1H 2025 Revenue +24,6% yoy



IDR 2,5Billion

1h 2025 Net Income for the Period 105% yoy

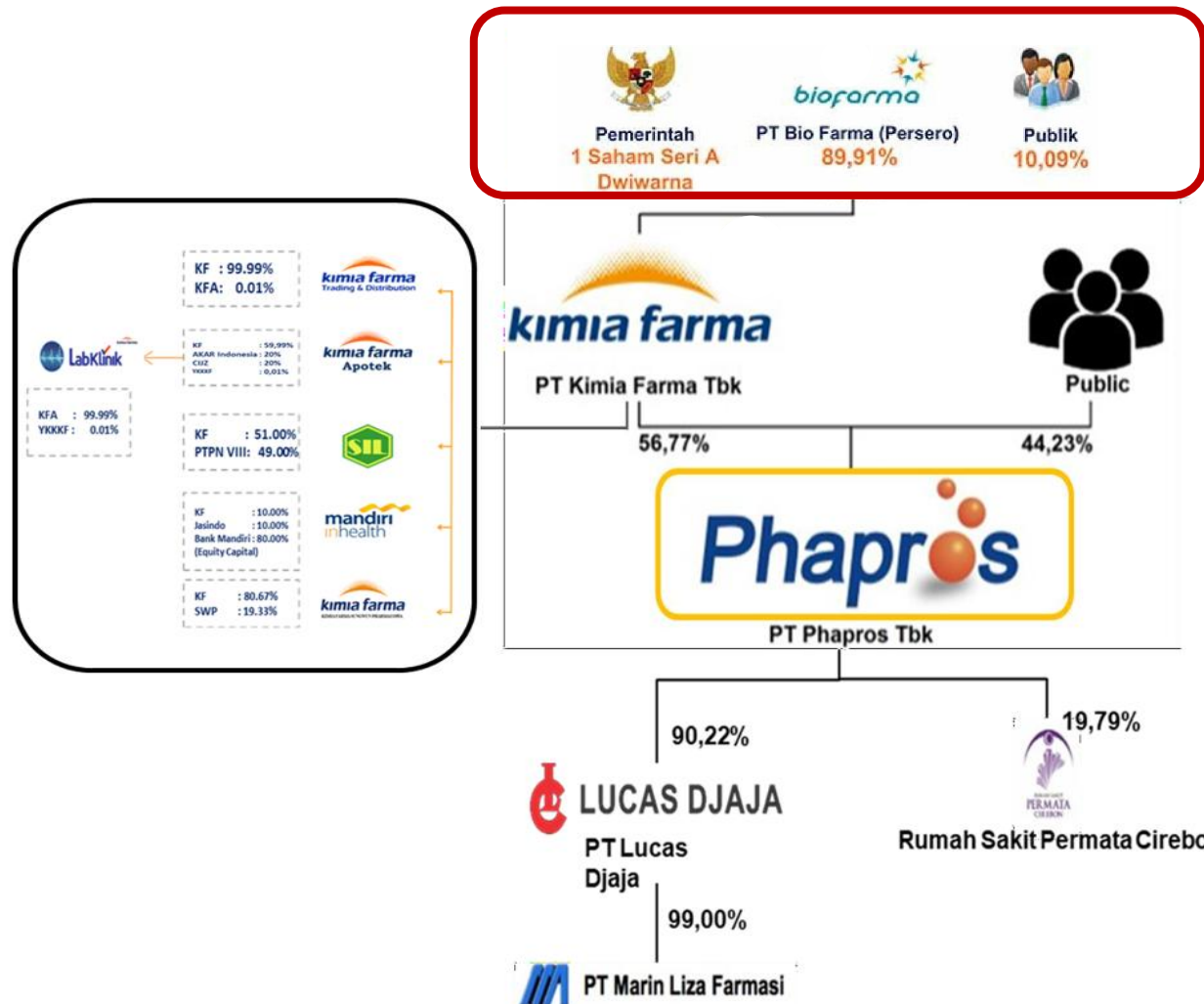


3 Products Launched

(published as of June 2025)

- Established in **1954** with more than **250 products** available in the market
- **Antimo** continues to be **the market leader** among competitors, dominating over **70% market share** in Antiemetic & Anti-Nausea treatment
- One of few Pharmaceutical Manufacturing Industries with **Certified Calibration Laboratory**

Shareholder Composition



Phapros' Leading Products



OTC



GENERIC



ETHICAL



Antimo Group



Tablet Tambah Darah



Dexamine



Livron B Plex



Omeprazole



Pro TB Group



Noza



Dexamethasone



Pehacain




02



Market
Overview

Indonesia Economic Outlook

GDP Growth Projection for 2025



4,8 – 5,0%



World Bank : 5%



OECD : 5%



IMF : 4,8 – 4,9%



ADB : 5,0%

Economic growth in Indonesia is expected to remain resilient in 2025 supported by robust domestic demand, investment growth, and accommodative fiscal and monetary policies.

A close-up photograph of a variety of pharmaceuticals, including white, yellow, blue, pink, and orange pills and capsules, scattered on a light surface.

03

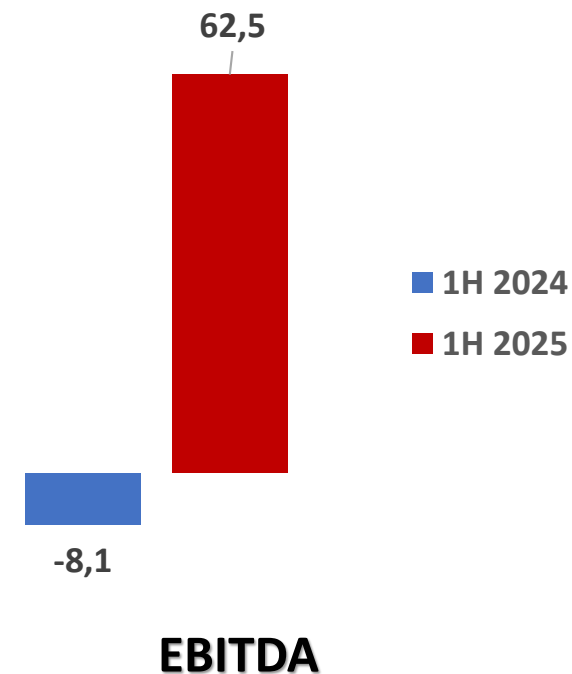
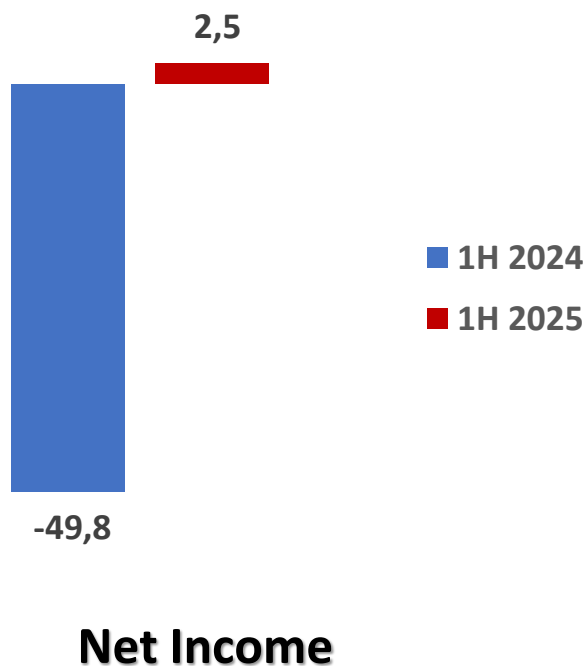
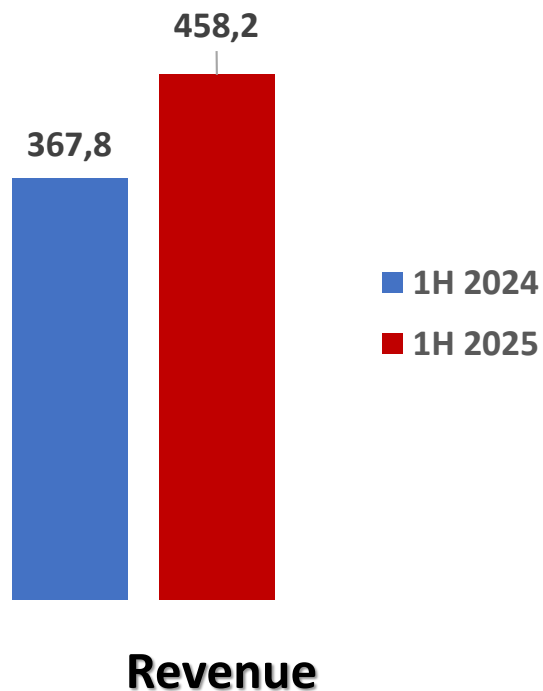
**Performance
Highlight**

Corporate Event Highlights



Phapros' achievements at national award platforms in public relations and corporate social responsibility highlight its leadership strength, governance quality, and long-term commitment to sustainability in the pharmaceutical sector.

Financial Update



Driven by strong revenue growth, Phapros successfully turned net losses into profit and delivered a significant improvement in EBITDA performance in 2025.

04

Business Strategy

GRAND STRATEGY 2025

Sustainable Financial Capability

Strengthening Working Capital

Cost Control

Customer Satisfaction Enhancement

Customer Satisfaction Index

Product Portfolio & Business Improvement

Enhancing Product Portfolio & New Products

Business Expansion

Business Process & System Transformation

Increasing Market Share

Smart Supply Chain with an Integrated Database

Innovation Development

Digital Transformation

COGS Optimization

Regulatory Compliance

Human Resources & Culture Optimization

Organizational Restructuring

Human Capital Cost-Effectiveness Ratio

Human Capital Capacity Development


Terima Kasih

Semoga Sehat Selalu



KANTOR PUSAT

Menara Rajawali Lantai 17
JL. DR Ide Anak Agung Gde Agung
Mega Kuningan JAKARTA 12950 INDONESIA
Phone : +62 21 576 2709 | Fax : +62 21 576 3910



PABRIK

Jl. Simongan No 131
Semarang 50148 INDONESIA
Phone : (62-24) 762 5484